


4K Display that Flexibly Support Diversifying Installation Environments and System Configurations

TH-43EQ2



KEY FEATURES





- Displays 4K high-definition images with a brightness of 500 cd/m²
- High haze panel suppress the reflected glare of outside light and lighting
- Equipped with HDMI (x 3), PC and USB Type-C video input terminals
- SDM-ready for wide scalability
- Supports vertical, tilting installation and 18/7 continuous operation

Product Specifications

TH-43EQ2

DISPLAY PANEL

SPECIFICATIONS

Screen size (diagonal) (inch)	42.5-inch (1079.8 mm)
Screen size (diagonal) (mm)	42.5-inch (1079.8 mm)
Aspect Ratio	16:9
Effective display area (W x H) (mm)	941.1 x 529.4 mm(37.05" x 20.84")
Effective display area (W x H) (inch)	941.1 x 529.4 mm(37.05" x 20.84")
Resolution	3840 x 2160
Brightness (typ.)	500 cd/m2
Contrast Ratio	1200 : 1
Response Time	8.0 ms (G to G)
Viewing angle [(T/B)/(L/R)]	178°/178° (CR>10)
Panel Surface Treatment	Anti-glare type (Haze 25%)
Terminals HDMI In	TYPE A Connector x 3 (HDCP2.2 supported)
Terminals PC IN/AUDIO IN (L/R)	Mini D-sub 15-pin x 1 (Female)/Stereo Mini Jack (M3) x 1
Terminals Serial	D-sub 9-pin x 1, RS232C Compatible
Terminals Audio Out	Stereo Mini Jack (M3) x 1
Terminals LAN	RJ45 x 1, RJ45 10BASE-T/100BASE-TX
Terminals USB	Type A  DC 5 V/1 A (USB 3.0 is supported), Type A  DC 5 V/2 A (USB 2.0 is supported (TBD)), Type C  (USB2.0 is supported), DP Alt mode compatible (TBD)
Terminals Slot	SDM-S / SDM-L, 3.3 V/max.1.1 A, 12 V/max 5.5 A
Built-in Speaker	20W [10 W + 10 W]
Power Requirements	AC 110 - 240 V 50 Hz / 60 Hz
Power Consumption	TBD
Power Off Condition	Approx. 0.3 W
Standby Condition	Approx. 0.5 W
Dimensions (W x H x D) (mm)	973 x 562 x 65*mm(38.31" x 22.10" x 2.56**) (TBD)*Not including handles.
Dimensions (W x H x D) (inch)	973 x 562 x 65  mm(38.31" x 22.10" x 2.56**) (TBD)*Not including handles.
Weight (kg)	12 kg (26.0 lbs.) (TBD)
Weight (lbs.)	12 kg (26.0 lbs.) (TBD)
Bezel width (mm)	13.9 mm (0.55") (T/R/L/B)
Bezel width (inch)	13.9 mm (0.55") (T/R/L/B)
Wall-hanging pitch (mm)	VESA Compliant 200 x 200 mm(7.9" x 7.9"), M6
Wall-hanging pitch (inch)	VESA Compliant 200 x 200 mm(7.9" x 7.9"), M6
Orientation	Landscape/Portrait
Tilting angle	0 - 20 degrees forward/backward with landscape/portrait setting
Operating Time	18 h/day
Operating Environment	Temperature: 0 °C to 40 °C (32 °F to 104 °F)/Humidity: 20-80 % (Non condensation)/for up to 0-1400 m (4593 ft) altitude.Temperature: 0 °C to 35 °C (32 °F to 95 °F)/Altitude 1400-2800 m (4593 ft to 9186 ft)

CONTACT

Web: <https://business.panasonic.co.uk/visual-system/contact-us>